

The Magic Sandcastle

Krishma and Tia were going to the seaside with their Aunt Mariah and Uncle Zakib during the long summer holidays.

They were dressed in bright blue swimming costumes and sparkling new jelly shoes. Both girls were very excited. It had been ages since they had played on the beach! Although they were only going for a few hours, Tia and Krishma had buckets and spades, rubber rings, a lilo, bats and balls. Their aunt and uncle could not believe how much they had brought with them.



Practice Questions

A Who were Krishma and Tia going to the seaside with?

Circle your answer.

Their mum and dad.

Their brother and sister.

Their aunt and uncle.

Some friends.

B What were the girls wearing?

When they arrived at the seaside, Krishma and Tia gave each other a worried look.

"What's the matter, girls?"

"We thought you would have jumped out of the car by now," Zakib said.

"It's just that ... it's starting to rain," Tia mumbled miserably.

"Don't worry about that," replied their aunt. "It's sea spray, that's all!"

Tia and Krishma were not convinced. Neither were Mariah and Zakib. Mariah tried to be cheerful.

"Let's go and sit in the café over there until the rain stops," she suggested.

1 Why is Tia feeling miserable? (1 mark)

2 What does Aunt Mariah say the rain is? (1 mark)

3 Where do they decide to go while the rain stops?
Circle your answer. (1 mark)

The shops.

A café.

A beach hut.

The sea.

Turn over

So Tia and Krishma walked miserably to the café. While they were waiting for their drinks to arrive, Krishma said she did not mind getting wet, if only she could feel the sand between her toes. So the two girls decided it might be fun after all to go onto the beach in the rain.

Their aunt and uncle told them to come back to the café in ten minutes, so the girls knew they did not have long to explore.



- 4 What did Krishma want to feel between her toes? (1 mark)

- 5 Why do you think the girls' aunt and uncle told them to come back in ten minutes? Give two reasons. (2 marks)

a) _____

b) _____

They ran through the wet sand down to the water's edge where they stood watching the waves crashing to the shore.



Tia saw something red poking out of the sand. She went to have a closer look and saw that it was an old spade, not nearly as good as her own one back in the car.

She did not mind though, and, with Krishma's help, she decided straight away to build a quick sandcastle. As the sand was wet they found that it stuck together much better than if it had been dry.

- 6 Write down what Tia found in the sand. (1 mark)

- 7 What did Krishma and Tia decide to do? Tick your answer. (1 mark)

Go back to the café.

Go in the sea.

Collect shells.

Build a sandcastle.



Tia and Krishma were pleased with their castle, but they suddenly remembered they should go back to the café.

"We can't go back before we've decorated the sandcastle," Tia whined. Krishma agreed and so quickly the girls ran to a nearby rock pool. They looked for a sparkling shell or a shiny stone, but nothing caught their eye.

"Here, this will have to do." Krishma pulled out a dirty stone and some slimy green seaweed.

8 Write down two things that the girls found in the rock pool. (2 marks)

a) _____


b) _____

9 Why do you think they wanted to decorate the sandcastle? (2 marks)

The castle looked rather strange, but it was the best they could do.

The girls returned to the café. By now the rain had stopped and the sun was shining in the distance.

It was time for drying out, so the four of them finished their drinks and returned to the beach.



10 Circle the word that describes the sandcastle. (1 mark)

strange

beautiful

tall

little

11 How had the weather changed? (2 marks)

Turn over



However, something very strange had happened while they had been away. When Krishma and Tia saw their sandcastle, they could not believe their eyes! Instead of the dirty stone and the slimy seaweed, their castle was covered in bright, sparkling jewels! Zakib and Mariah were very impressed with the girls' work, but Tia and Krishma were astonished.

12 What was the castle decorated in now?

Circle your answer.

(1 mark)

Q12

seaweed

pebbles


jewels

tinsel

"It must be magic!" said Krishma.

"No, someone must have helped us while we were away," Tia whispered, but there were no new footprints in the wet sand.

Well perhaps it was magic after all!



- 13 Which of the two girls thought it was magic that the jewels had appeared?

(1 mark)

Q13

- 14 At the end of the story explain why the girls couldn't believe their eyes?

(2 marks)

Q14

How to Build a Sandcastle

In the first part of this booklet, you read a story about two girls who built a magic sandcastle. The next part of the booklet gives you some instructions on how to build a sandcastle yourself.

You could find out more about sandcastles and famous artworks made out of sand. Have a look on the Internet or visit the library to discover more.

Practice Questions

A What will you be reading in the next part of the booklet?

Tick your answer.

How to make magic.

How to use the Internet.

How to swim.

How to build a sandcastle.

B Which two places will help you find out more about artwork made from sand?


a) _____

b) _____

Instructions: How to Build a Sandcastle

You will need:

- Sand
- A little water
- A bucket
- A spade
- Shells to decorate



15 How many things do you need to build a sandcastle? (1 mark)

16 What do you use to decorate the sandcastle?
Circle your answer. (1 mark)

shells

rocks


sand

water

Turn over

Method:

- 1 First, find a good place to build your sandcastle. Make sure it is not too close to the sea!
- 2 Next, fill your bucket with sand.
- 3 Add a little water to stop the sandcastle crumbling and make sure the bottom is flat by smoothing it down.
- 4 Quickly turn the bucket of sand over. Be careful not to spill any!



17 Why do you have to add a little water?

(1 mark)

18 What must your sandcastle not be too close to?

Circle your answer.

(1 mark)

other sandcastles

people

shells

the sea

- 5 Pat the bottom of the bucket three times with your hand or the spade.
- 6 Very carefully lift the bucket away.
- 7 Decorate with beautiful shells.



19 How many times should you pat the bucket? (1 mark)

20 Circle your answer. You should be careful not to: (1 mark)

knock the bucket

drop the spade

lose the shells

spill the sand

Turn over


Once you have made one sandcastle, you could try making others in a row. You might want to join these together by building a wall or a road out of sand.

You could be very clever and try building a palace or a castle for a king or queen.

Remember, though!

Be careful to build your sandcastle before the tide comes in!

- 21 What does the author suggest you could build to join other sandcastles together? (2 marks)



22 Which part of this practice paper have you enjoyed reading the most?

Tick one answer and give your reason.

(3 marks)

A The magic sandcastle

B Instructions on how to build a sandcastle

Why?

END OF TEST